

Maple Gold Reports Phase I Drill Results at Eagle, Including 6.4 g/t Gold over 3.0 meters within 4.0 g/t over 7.5 metres

Vancouver, British Columbia--(Newsfile Corp. - June 20, 2022) - **Maple Gold Mines Ltd. (TSXV: MGM) (OTCQB: MGMLF) (FSE: M3G)** ("**Maple Gold**" or the "**Company**") is pleased to report assay results from the Company's Phase I drill program at its 100%-controlled Eagle Mine Property ("Eagle") in Quebec, Canada. The Phase I program consisted of eight (8) diamond drill holes totaling 4,462 metres ("m") that begin to test potential extensions of mineralization along the past-producing Eagle-Telbel Mine Trend. Importantly, drilling has identified at least four (4) additional styles of gold mineralization beyond the known Eagle-Telbel style mined historically, providing further indications for multiple gold events that may provide for broader gold distribution than previously interpreted.

Highlights:

- Drill hole EM-22-005 intersected **4.0 grams per tonne gold ("g/t Au") over 7.5 m**, including **6.4 g/t Au over 3.0 m**, within a semi-massive pyrite and iron carbonate horizon typical of historical Eagle-Telbel style of mineralization (see Plates 1 and 2).
- Drill hole EM-22-001 intersected **4.4 g/t Au over 0.9 m** within quartz-carbonate veinlets containing visible gold (VG).
- Drill hole EM-22-002 intersected **2.4 g/t Au over 4.7 m**, including **3.8 g/t Au over 2.1 m**, within highly altered, graphitic and pyritic Harricana Group sediments, as well as **2.1 g/t Au over 1.8 m** further up hole in altered microgabbro.

Fred Speidel, VP Exploration of Maple Gold, stated: *"We are pleased with the results to date from our initial Eagle drill campaign. The data collected during Phase I is already guiding our Phase II drilling, which tests the Eagle-Telbel Mine Trend at greater depths, and we expect to reach our target of twelve (12) drill holes totaling roughly 8,200 m by the end of this quarter. In addition, we have just completed Winter 2022 drilling at Douay with assay results anticipated in the coming weeks, and initial partnership drilling at Telbel is expected to commence in Q3 2022 as part of a recently approved C\$4.8 million supplemental budget for deep drilling at Douay and Joutel. This year should prove be the Company's busiest one yet for exploration drilling, reflecting our aim of making new discoveries and achieving significant resource gains across our Quebec project portfolio."*

Interpretation and Summary of Results

Nearly all of the Phase I drill holes contained at least one interval with greater than 1 g/t Au (see Table 1 for complete assay results). In addition to the historically mined Eagle-Telbel style semi-massive pyrite with iron carbonate veinlets in mixed felsic volcanics and sediments, Phase I drill core displayed multiple additional distinct styles of gold mineralization, including:

1. Quartz-carbonate-visible gold veinlets in footwall felsic volcanics and pyroclastics
2. Iron carbonate-pyrite altered microgabbro
3. Silica-pyrite altered feldspar porphyry
4. Pyrite-rich, graphitic, hanging wall sediments

Maple Gold Reports Phase I Drill Results at Eagle, Including 6.4 g/t Gold over 3.0 meters within 4.0 g/t over 7.5 metres

The first three holes, EM-22-001 to EM-22-003, tested shallow targets northwest of the Eagle-Telbel Mine Trend that are primarily associated with micro-gabbro hosted mineralization, as well as sulfide-rich graphitic sediments found at the top of the Harricana Group sediments. The next two holes, EM-22-004 and EM-22-005, tested moderate depth targets characterized by abundant to semi-massive sulfide and Fe-carbonate veinlets in different proportions (see Plates 1 and 2). The last three holes, EM-22-006 to EM-22-008, tested the same pyrite and iron carbonate zones at slightly greater depth; in addition to this target, the holes also intercepted gold mineralization in microgabbro and feldspar porphyry.




Plate 1: Eagle-Telbel style semi-massive pyrite with irregular and broken up iron carbonate veinlets from 346.5 m in EM-22-005, part of 1 m sample grading 1.2 g/t Au.

To view an enhanced version of this graphic, please visit:

https://orders.newsfilecorp.com/files/3077/128300_014bf076249859b4_001full.jpg

Maple Gold Reports Phase I Drill Results at Eagle, Including 6.4 g/t Gold over 3.0 meters within 4.0 g/t over 7.5 metres



Plate 2: Eagle-Telbel style semi-massive pyrite with fewer iron carbonate veinlets from 352.3 m in EM-22-005, part of a 1 m sample grading 7.6 g/t Au.

To view an enhanced version of this graphic, please visit:

https://orders.newsfilecorp.com/files/3077/128300_014bf076249859b4_002full.jpg

The location of the Company's Phase I (completed) and Phase II (in-progress) drill holes is shown in Figure 1 below. A section view depicting the location of the EM-22-005 intercept relative to historical drilling (particularly EM-14-001, which returned 12.4 m of 2.9 g/t Au, including 4.8 m of 5.3 g/t Au) and the current 3D model at Eagle is shown in Figure 2 below.

Maple Gold Reports Phase I Drill Results at Eagle, Including 6.4 g/t Gold over 3.0 meters within 4.0 g/t over 7.5 metres

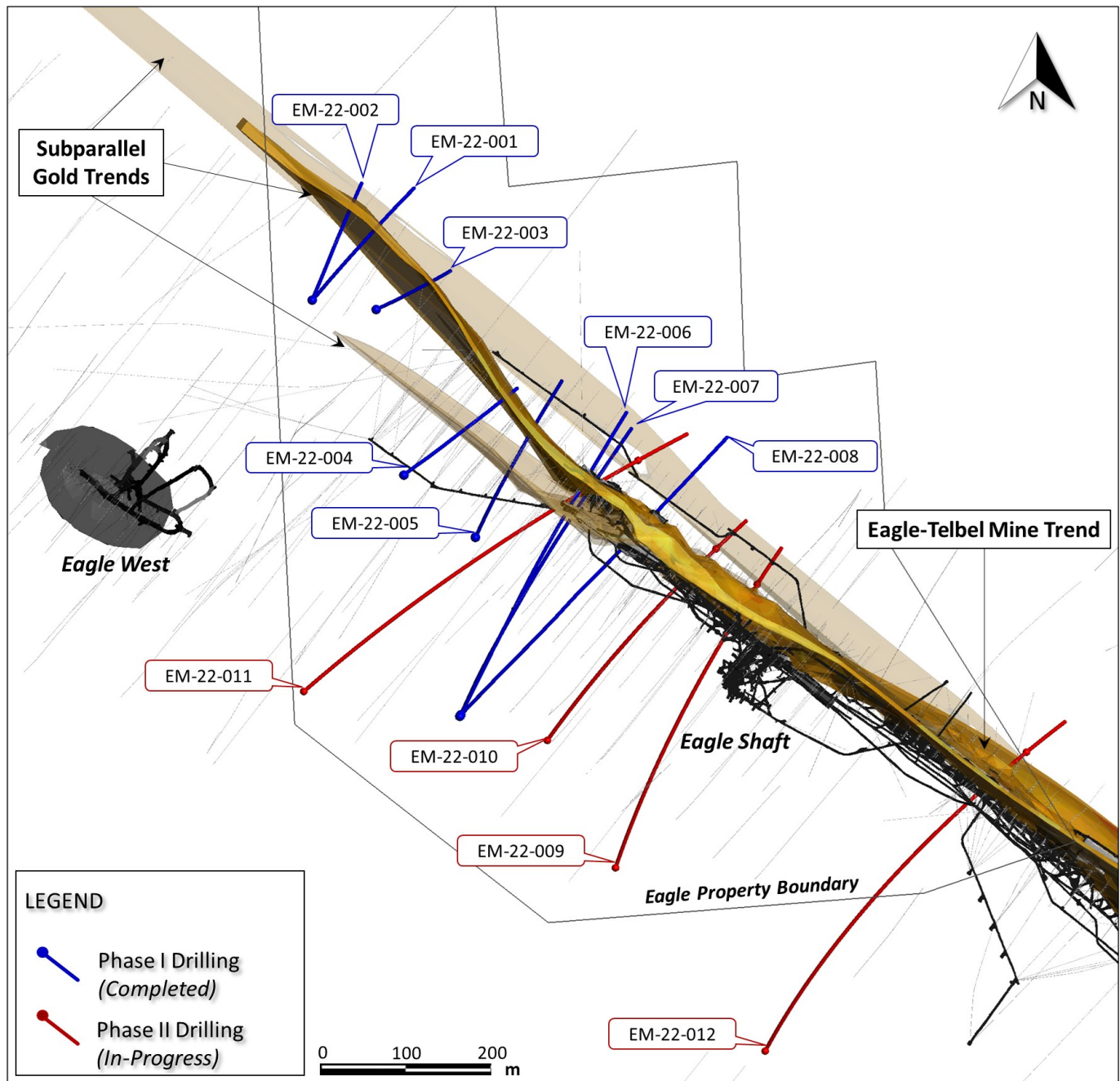
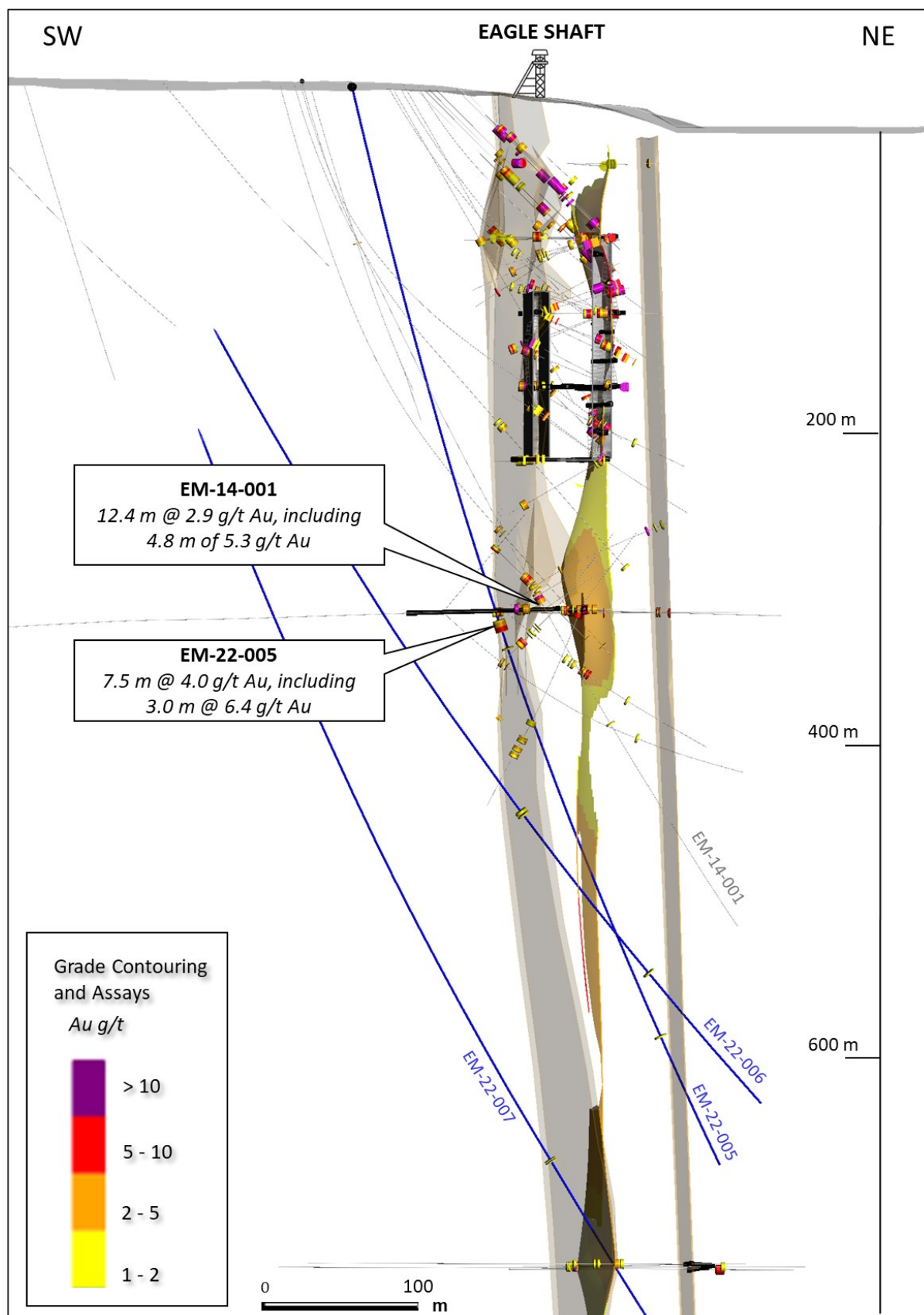


Figure 1: Location of Phase I (completed) and Phase II (in-progress) drill holes at Eagle

To view an enhanced version of this graphic, please visit:

https://orders.newsfilecorp.com/files/3077/128300_014bf076249859b4_003full.jpg

Maple Gold Reports Phase I Drill Results at Eagle, Including 6.4 g/t Gold over 3.0 meters within 4.0 g/t over 7.5 metres



Maple Gold Reports Phase I Drill Results at Eagle, Including 6.4 g/t Gold over 3.0 meters within 4.0 g/t over 7.5 metres

Figure 2: NW-looking section (160 m total width) highlighting location of EM-22-005 and EM-14-001 intercepts with Eagle-Telbel style mineralization and two (2) additional subparallel gold trends based on lithologic classification and historical assay results.

To view an enhanced version of this graphic, please visit:

https://orders.newsfilecorp.com/files/3077/128300_014bf076249859b4_004full.jpg

Complete Phase I drill program results at Eagle are included in Table 1 below.

Hole	UTME	UTMN	Azimuth	Plunge	Length (m)	From	To	Interval	Au (g/t)
EM-22-001	690565	5486334	40.6	-66.8	356.6	132.0	134.6	2.6	1.7
including						133.7	134.6	0.9	4.4
EM-22-002	690565	5486334	22.0	-52.4	243	109.4	110.0	0.7	2.2
EM-22-002						183.2	185.0	1.8	2.1
EM-22-002						200.4	205.0	4.7	2.4
including						200.4	202.4	2.1	3.8
EM-22-003	690642	5486322	59.1	-70.5	288	146.0	151.0	5.0	0.4
EM-22-003						190.0	195.2	5.2	0.5
including						190.0	192.0	2.0	0.8
EM-22-004	690673	5486120	49.9	-56.0	288	138.0	142.5	4.4	1.0
including						139.0	141.0	2.0	1.2
including						149.4	150.0	0.7	1.1
EM-22-	690758	548604	22.6	-75.7	714	346.0	353.5	7.5	4.0

Maple Gold Reports Phase I Drill Results at Eagle, Including 6.4 g/t Gold over 3.0 meters within 4.0 g/t over 7.5 metres

005		3							
including						350.0	353.0	3.0	6.4
EM-22-005						364.0	365.0	1.0	1.5
EM-22-005						625.0	626.0	1.0	1.5
EM-22-006	690737	5485828	25.9	-63.2	777.7	539.3	545.6	6.3	1.0
EM-22-006						539.3	543.0	3.7	1.3
including						669.0	670.0	1.0	1.2
EM-22-007	690736	5485826	23.9	-73.2	985	742.0	747.6	5.6	0.8
EM-22-007						862.7	879.0	16.3	0.3
including						877.0	878.0	1.0	2.0
EM-22-008	690737	5485828	41.9	-66.6	810	593.0	596.5	3.5	0.8
EM-22-008						600.8	602.8	2.0	0.8

Table 1: Summary of key intercepts from the Phase I Eagle drill program. All intervals are downhole core lengths. True widths are ~40-60% of downhole lengths.

Equity Incentive Plan Grant

Pursuant to its Equity Incentive Plan (the "Plan") dated December 17, 2020 and the policies of the TSX Venture Exchange, the Company has granted stock options ("Options") to an employee, officer and director of the Company. The new Options grant is a replacement award for Options that recently expired without being exercised.

Options to purchase an aggregate of 3,000,000 common shares of the Company (each, a "Common Share") were granted, with an exercise price of \$0.23 per Common Share. Each Option grant vests one-third on the date of the grant, one-third 12 months from the date of the

Maple Gold Reports Phase I Drill Results at Eagle, Including 6.4 g/t Gold over 3.0 meters within 4.0 g/t over 7.5 metres

grant and one-third 24 months from the date of the grant. Once vested, each Option is exercisable into one Common Share for a period of five years from the date of the grant.

Further details regarding the Plan are set out in the Management Information Circular of the Company filed on May 16, 2022, which is available on SEDAR.

Qualified Person

The scientific and technical data contained in this press release was reviewed and prepared under the supervision of Fred Speidel, M. Sc., P. Geo., Vice-President Exploration of Maple Gold. Mr. Speidel is a Qualified Person under National Instrument 43-101 Standards of Disclosure for Mineral Projects. Mr. Speidel has verified the data related to the exploration information disclosed in this press release through his direct participation in the work.

Quality Assurance (QA) and Quality Control (QC)

The Company implements strict Quality Assurance ("QA") and Quality Control ("QC") protocols at Eagle covering the planning and placing of drill holes in the field; drilling and retrieving the NQ-sized drill core; drillhole surveying; core transport; core logging by qualified personnel; sampling and bagging of core for analysis; transport of core from site to the Val d'Or, Quebec AGAT laboratory; sample preparation for assaying; and analysis, recording and final statistical vetting of results. For a complete description of protocols, please visit the Company's QA/QC webpage at www.maplegoldmines.com.

About Maple Gold

Maple Gold Mines Ltd. is a Canadian advanced exploration company in a 50/50 joint venture with Agnico Eagle Mines Limited to jointly advance the district-scale Douay and Joutel gold projects located in Quebec's prolific Abitibi Greenstone Gold Belt. The projects benefit from exceptional infrastructure access and boast ~400 km² of highly prospective ground including an established gold resource at Douay (SLR 2022) that holds significant expansion potential as well as the past-producing Eagle, Telbel and Eagle West mines at Joutel. In addition, the Company holds an exclusive option to acquire 100% of the Eagle Mine Property.

The district-scale property package also hosts a significant number of regional exploration targets along a 55 km strike length of the Casa Berardi Deformation Zone that have yet to be tested through drilling, making the project ripe for new gold and polymetallic discoveries. The Company is well capitalized and is currently focused on carrying out exploration and drill programs to grow resources and make new discoveries to establish an exciting new gold district in the heart of the Abitibi. For more information, please visit www.maplegoldmines.com.

ON BEHALF OF MAPLE GOLD MINES LTD.

"Matthew Hornor"

Maple Gold Reports Phase I Drill Results at Eagle, Including 6.4 g/t Gold over 3.0 meters within 4.0 g/t over 7.5 metres

B. Matthew Hornor, President & CEO

For Further Information Please Contact:

Mr. Joness Lang
Executive Vice-President
Cell: 778.686.6836
Email: jlange@maplegoldmines.com

Mr. Kiran Patankar
SVP, Growth Strategy
Cell: 604.935.9577
Email: kpatankar@maplegoldmines.com

NEITHER THE TSX VENTURE EXCHANGE NOR ITS REGULATION SERVICES PROVIDER (AS THAT TERM IS DEFINED IN THE POLICIES OF THE TSX VENTURE EXCHANGE) ACCEPTS RESPONSIBILITY FOR THE ADEQUACY OR ACCURACY OF THIS PRESS RELEASE.

Forward Looking Statements:

This press release contains "forward-looking information" and "forward-looking statements" (collectively referred to as "forward-looking statements") within the meaning of applicable Canadian securities legislation in Canada, including statements about exploration work and results from current and future work programs. Forward-looking statements are based on assumptions, uncertainties and management's best estimate of future events. Actual events or results could differ materially from the Company's expectations and projections. Investors are cautioned that forward-looking statements involve risks and uncertainties. Accordingly, readers should not place undue reliance on forward-looking statements. For a more detailed discussion of such risks and other factors that could cause actual results to differ materially from those expressed or implied by such forward-looking statements, refer to Maple Gold Mines Ltd.'s filings with Canadian securities regulators available on www.sedar.com or the Company's website at www.maplegoldmines.com. *The Company does not intend, and expressly disclaims any intention or obligation to, update or revise any forward-looking statements whether as a result of new information, future events or otherwise, except as required by law.*



To view the source version of this press release, please visit
<https://www.newsfilecorp.com/release/128300>